

- APPLICABLE TO:
- Admin

● Manager

● Editor

● Reader

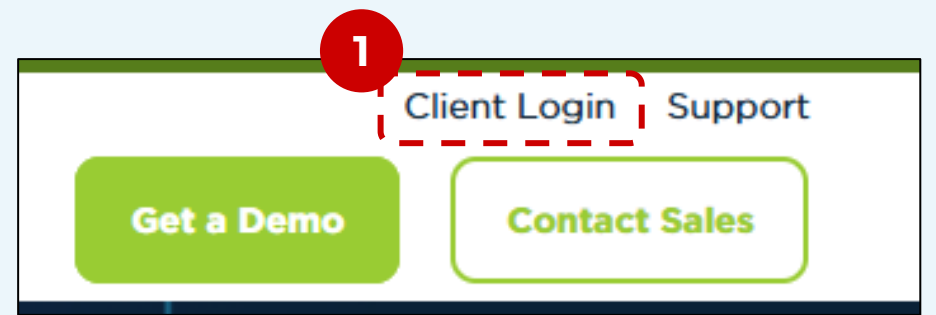
● eTMF

● Collaborate


● eISF

Only registered users may access Trial Interactive. If you believe you should have access but did not receive an invitation, please contact your CSM or the Service Desk for assistance.

1 Using your preferred browser, navigate to the access URL provided to you (if any), or to [www.trialinteractive.com](http://www.trialinteractive.com) (click on **Client Login** there).

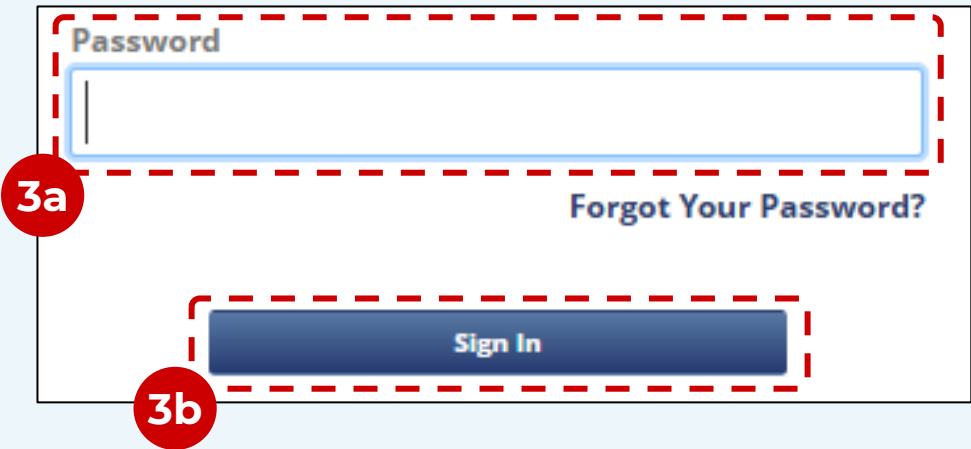


2 Enter your **username** –this is your email– and click Next.

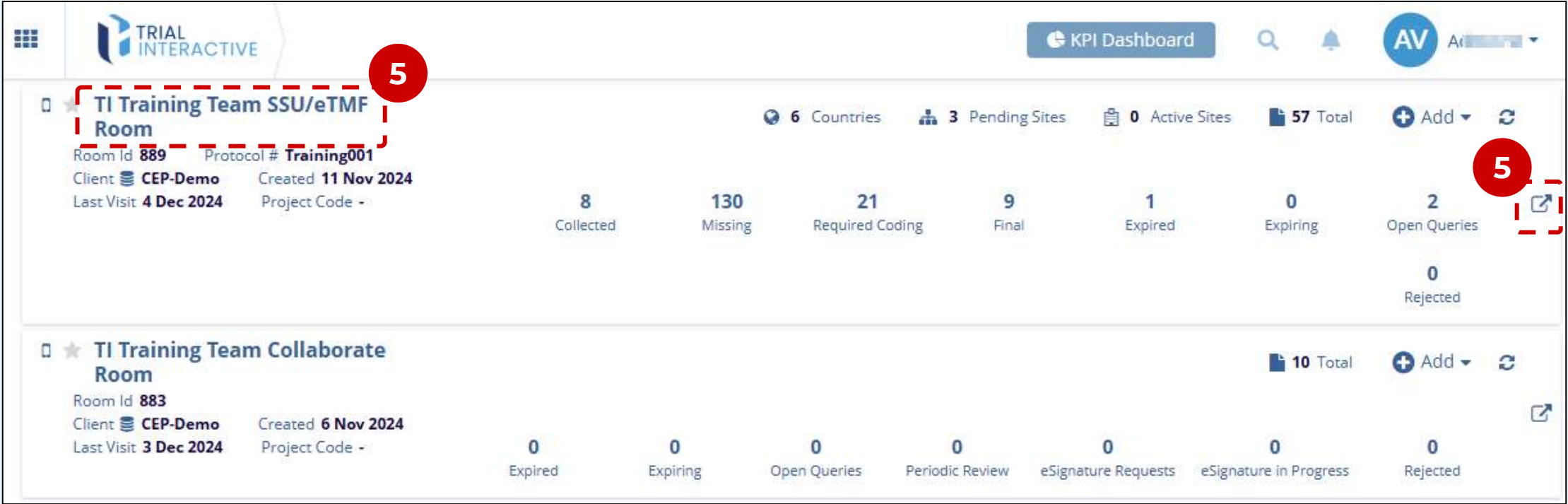
 Dedicated servers as well as custom authentication services may alter your login experience and include multiple steps.



3 Enter your **password** and click Sign In.



4 After login, users will see the Home Screen listing all TI rooms the user has access to.



The screenshot shows the TRIAL INTERACTIVE Home Screen. At the top, there's a navigation bar with the TRIAL INTERACTIVE logo, a 'KPI Dashboard' button, a search icon, a bell icon, and a user profile icon labeled 'AV'. Below the navigation bar, there are two room listings. The first listing is for 'TI Training Team SSU/eTMF Room'. It has a red dashed box around the room name and a red circle with the number 5 next to it. Below the room name, there are details: Room Id 889, Protocol # Training001, Client CEP-Demo, Created 11 Nov 2024, and Last Visit 4 Dec 2024. To the right of these details are several statistics: 6 Countries, 3 Pending Sites, 0 Active Sites, 57 Total, 8 Collected, 130 Missing, 21 Required Coding, 9 Final, 1 Expired, 0 Expiring, 2 Open Queries, and 0 Rejected. There are also buttons for '+ Add' and a refresh icon. The second listing is for 'TI Training Team Collaborate Room'. It has a red dashed box around the room name and a red circle with the number 5 next to it. Below the room name, there are details: Room Id 883, Client CEP-Demo, Created 6 Nov 2024, and Last Visit 3 Dec 2024. To the right of these details are several statistics: 10 Total, 0 Expired, 0 Expiring, 0 Open Queries, 0 Periodic Review, 0 eSignature Requests, 0 eSignature in Progress, and 0 Rejected. There are also buttons for '+ Add' and a refresh icon.

5 Click on a room's **name**, or on the **Open in new tab** button on the right, to access that room.